



INSTRUCTIONS D'ASSEMBLAGE
ASSEMBLY INSTRUCTIONS

MONARCH
SPECIALTIES INC.

I 2015

PATERE -
72" H / STYLE CONTEMPORAIN METAL ARGENT

COAT RACK -
72" H / SILVER METAL CONTEMPORARY STYLE


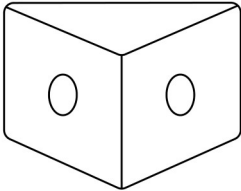


**POUR DE L'ASSISTANCE OU POUR COMMANDER
DES PIÈCES CONTACTEZ NOTRE DÉPARTEMENT
DE SERVICE À LA CLIENTÈLE.**

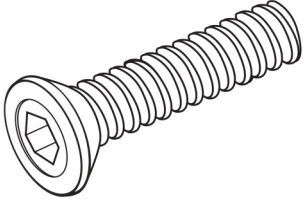
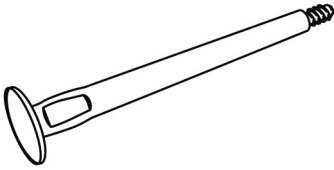
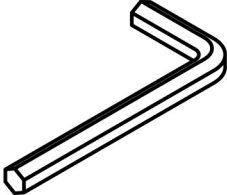
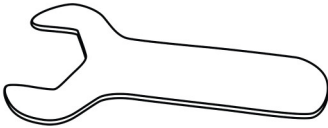
**FOR ASSISTANCE OR TO ORDER PARTS
CONTACT OUR CUSTOMER SERVICE DEPARTMENT**

WWW.MONARCHSERVICE.COM

LISTE DES PIÈCES
PARTS LIST

PIÈCE / PART #	IMAGE	DESCRIPTION	QTY / QTÉ
1		POST POTEAU	3
2		POST CONNECTOR CONNECTEUR DE POTEAU	2

LISTE DES PIÈCES DE MONTAGE
HARDWARE LIST

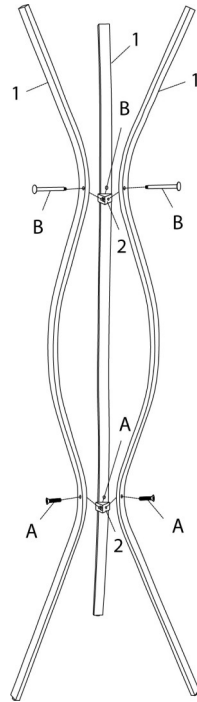
PIÈCE / PART #	IMAGE	DESCRIPTION	QTY / QTÉ
A		<p>ASSEMBLING BOLT - Ø1/4" X 3/4"</p> <p>BOULON D'ASSEMBLAGE - Ø1/4" X 3/4"</p>	3
B		<p>KNOB - Ø3/4" X 4"</p> <p>POIGNÉE - Ø3/4" X 4"</p>	3
C		<p>HEX KEY</p> <p>CLÉ HEXAGONALE</p>	1
D		<p>SPANNER</p> <p>CLÉ ANGLAISE</p>	1



OUTIL DE VÉRIFICATION DE DIMENSIONS DES PIÈCES
HARDWARE DIMENSIONS VERIFICATION TOOL



ÉTAPE / STEP 1



ÉTAPE / STEP 2

